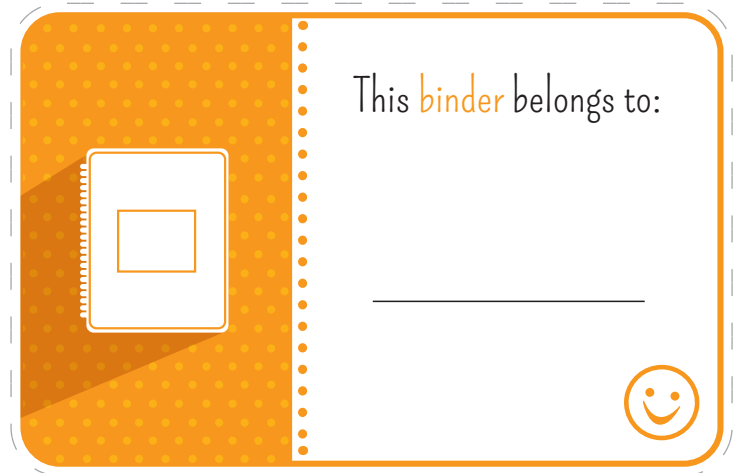







Printable Name Labels



YOU WILL NEED:

- BIC Permanent Markers
- Craft Scissors or crafting knife
- A printer
- Sticker paper (8.5" x 11")

INSTRUCTIONS:

1. Print out this page! (Make sure to use Sticker Paper)
2. Write your name using BIC Permanent Markers.
3. Carefully cut out label with craft scissors or crafting knife.
4. Peel back sticker paper and label your things!